



Surrey Heath Borough Council

Surrey Heath House
Knoll Road
Camberley
Surrey
GU15 3HD
Contact Centre: 01276 707100
Website:
Www.surreyheath.gov.uk

Service: Regulatory Services
Our Ref: TCA/21/0011 CONS/5
Officer: Alastair Barnes
Direct Tel: Contact Centre: 01276 707100
Email: trees@surreyheath.gov.uk

Mr P Warrener
Branch Management
110 Bagshot Green
Bagshot
Surrey GU19 5JT

21st May 2021

Dear Mr Warrener

**Re: Proposed tree works within a Conservation Area at Beech House ,
54 Church Road, Bagshot, Surrey, GU19 5EQ**

Thank you for your notice of your intent to undertake work to tree(s) located within a Conservation Area, which was received 26th April 2021 and formally Registered as being in CONS/5.

Accordingly, I can advise that the Council raises no objection to the proposed works and therefore does not seek to present a constraint by the use of a Tree Preservation Order. You are therefore at liberty to undertake the works at your convenience.

Informative: The proposed work to the limb nearest the house should be limited to 4m rather than 6m to minimise wound size.

The Council recommends that all tree owners consider having their trees inspected on a regular basis by a professionally qualified Arboriculturist. This will assist with the early detection of pests, disease or structural defects and allow for the long term management of trees and their retention in a safe and healthy condition.

Where trees are to be removed the Council would always encourage a landowner to consider replacement planting to provide continuity of tree cover within the Borough and to provide visual amenity and contribution to the landscape character of an area. The Arboricultural Officer would be pleased to offer advice and guidance.

Yours sincerely

pp. Jenny Rickard
Executive Head - Regulatory



Arboricultural Consultant: Kim Gifford
The Chestnuts, Mill Lane, Runcton, Chichester PO20 1PP.

Beech – 54 Beech House, Church Road, Bagshot, GU19 5EQ.

1.1 Test dates: 18th March 2021 by Mr. Kim Gifford, undertaken in the area of test and at the time of inspection. (Good weather conditions, low wind, cloudy)

1.2 Method: using Picus software Q74ExpertPro and Resistograph micro drill PD 400 Pro, in accordance with manufacturers manual. *Visual Tree inspection references, Principles of Tree Hazard Assessment and Management by David Lonsdale and The body language of trees by Claus Mattheck and Helge Breuer. The Arboricultural Association guidance note 7 tree surveys a guide to good practice. Lantra award Professional tree inspection.*

1.3 Instruction: I Kim Gifford Arboricultural Consultant (see profile page 6)

My brief is to carry out decay detection/assessment using a Picus Sonic Tomograph and Resistograph test at 54 Beech House, Church Road, Bagshot, GU19 5EQ.

The test will involve taking readings at an appropriate level determined by the requirements of the specimen defect. I am to make recommendations on the immediate and future management of the subject tree based on the test findings.

1.4 Background: I understand that there has been concerns about the safety of these specimen. As a result of this inspection, it was felt that further investigation was required to determine the extent of decay so that he could make an informed decision on the future management of the subject tree.

1.5 Picus Test Methodology:

The method of decay detection is based on the fact that solid wood is a better sound wave conductor than wood that is decayed or structurally damaged. The Picus Sonic Tomograph consists of a set of sensors which are strategically placed around the area of the tree previously identified as potentially having decay or a structural fault. Each sensor is connected to a nail which is tapped through the bark into contact with the wood. This process is virtually non-invasive to the tree's system. The sensors are connected by a data cable to a power supply and laptop computer. Each nail is tapped in turn and the sound wave flight paths are measured by each of the sensors. The test data is compiled by the Picus system software algorithm into a matrix of collected values. This results in a dense network of sound velocities through a cross-section of the tree.

The velocity of sound through wood depends on the degree of elasticity and density of the material. Tree damage such as white rot, brown rot, soft rot, cavities, and cracks reduce the elasticity and density of the wood.

The data from the sensors is translated by the computer software into a representative colour tomographic image of the cross-section of the tree. This tomogram gives information about the presence of decay, cavities, and faults in the tree. Features such as remaining wall thickness, the opening angle of cavities and percentage of solid, decayed or altered wood can be measured by the computer.

Final analysis of the tomogram has been undertaken to see the following recommendation below. *Note: All recommended works should be undertaken in accordance with British Standard Institutes Recommendations for Tree Works B.S.3998:2010*

1.6 Resistograph Tests Methodology.

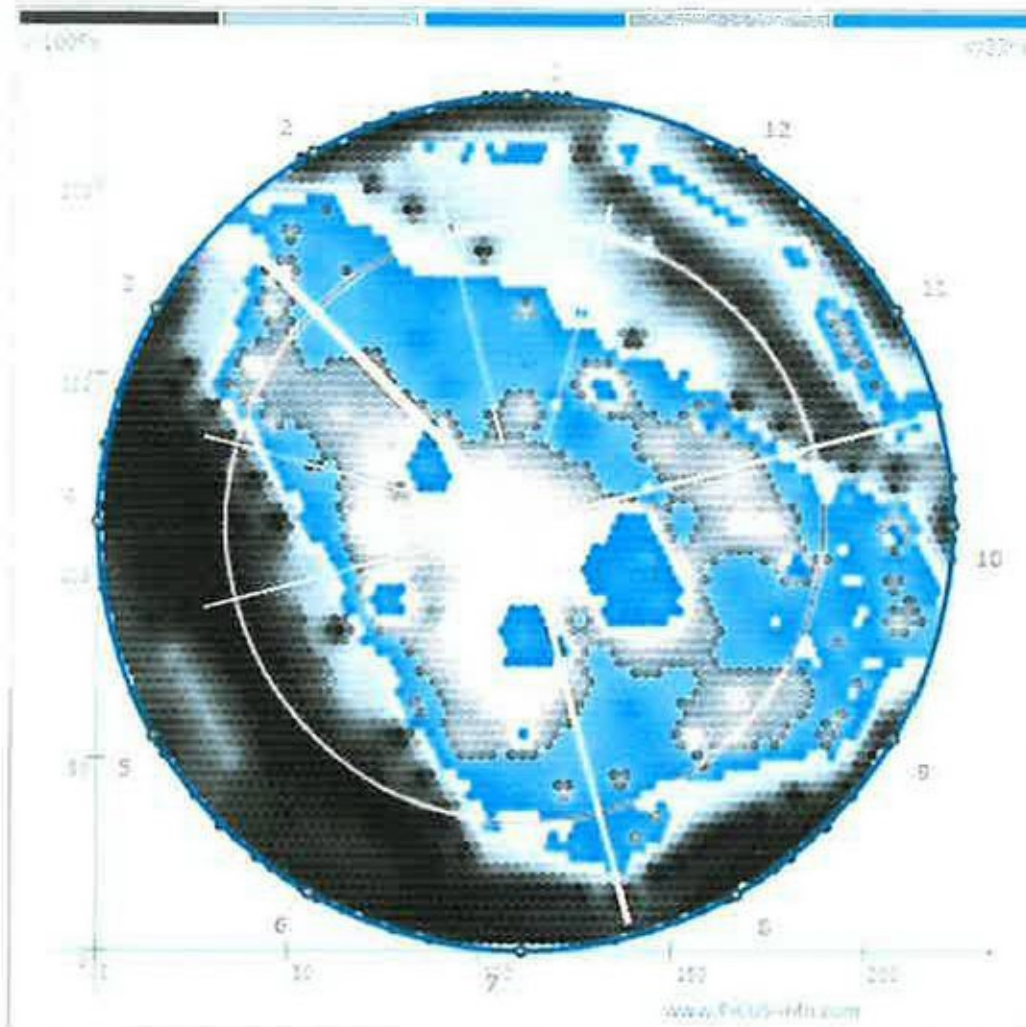
The test was conducted using an IML- RESI F-Series. The IML Resistograph is used to establish the strength of wood, without the need for destructive testing. It consists of a hand-portable, electrically powered drill, the auger end of which is 'spade-bit' shaped and extremely narrow. As the subject tree is drilled sound wood being denser than decayed wood offers greater resistance to the drill bit as it passes through the wood. This resistance is recorded electronically across the radius of the section being tested. The depth of drilling is dependent on the drill length and dimension of the tree part being tested. The measurement depth is recorded in centimetres while the amplitude (resistance) reading is given as a percentage across a range of 0 to 100%. The readings allow the Arboriculturist to assess the internal condition of the subject tree. As with all diagnostic tools, considerable experience in use and interpretation of data is required to ensure that an accurate conclusion and or recommendation is made.

Final analysis of the graph has been undertaken to see the following recommendations below. Note: All recommended works should be undertaken in accordance with British Standard Institutes Recommendations for Tree Works B.S.3998:2010

54 Beech House, Church Road, Bagshot, GU19 5EQ.:

Very Mature Beech tree (Fagus sylvatica)

Test 1 @ level: 100cms approximately from ground level.

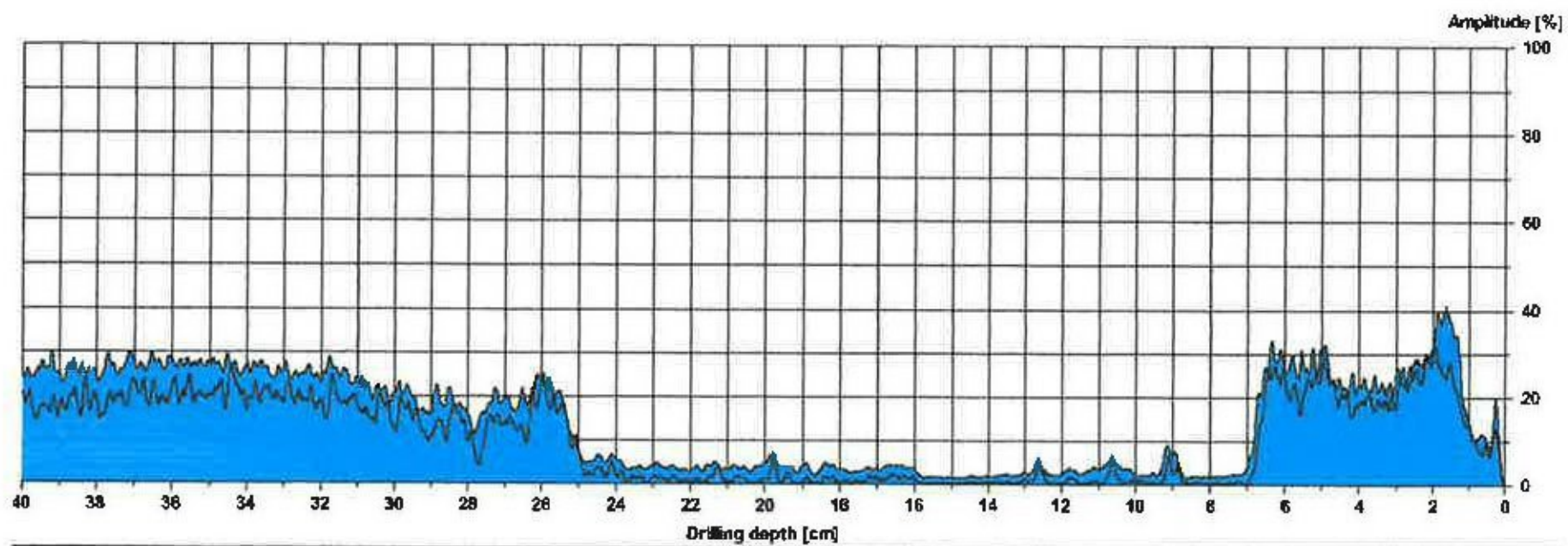


Test point 1 orientation North.

Picus Test Analysis:

The measuring point readings give evidence of medium sound velocities overall in the area of test representation showing as mainly sound timber (see Picus sonic representation chart figure 2).

The resulting Picus test is of acceptable limits in relation the altered timber. This ratio called a 'trunk ratio' TR (reference Claus Mattheck) has been calculated to be a guideline in terms of stability and rigidity of cylindrical structure. Although a debated theory in arboriculture in general terms the TR of 30% is an average.



Resistograph Micro drill: At 4m, main stem close to house – Central decay evident.

1.7 Recommendation:

Substantially crown reduce the main stem nearest to the house by 4-6m to relieve stress from the decayed areas.

Crown reduce the remaining crown overall back to the previous pruning points by 1-3m.

Continue to monitor the whole specimen on a 2-year cycle or when there has been a change in physiology and structure.

Kim Gifford

Picus and Resistograph Testing Service

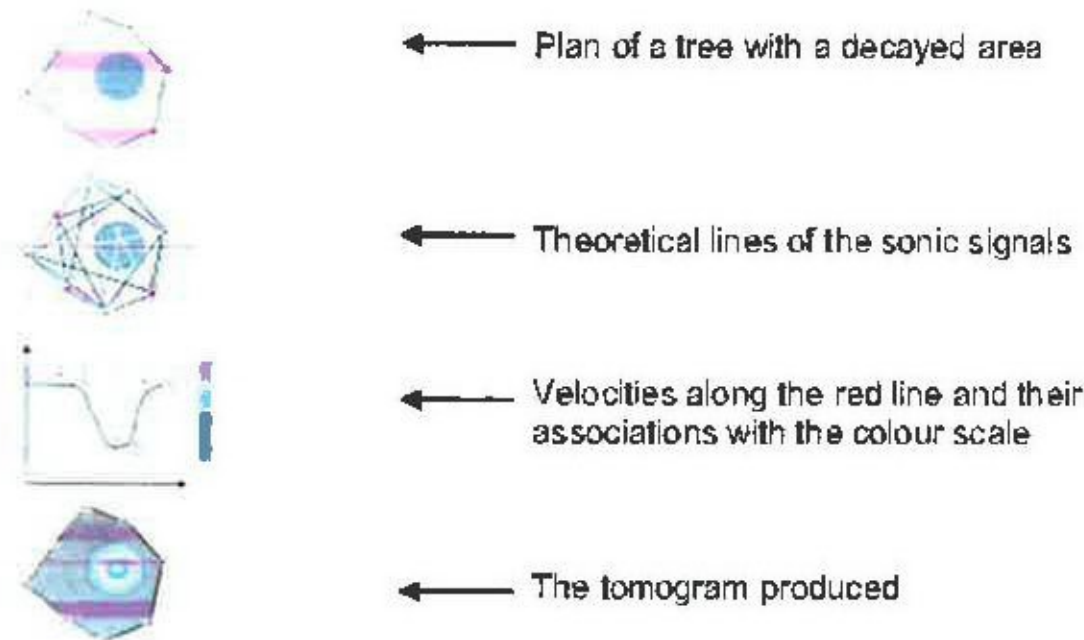


www.treetesting.com

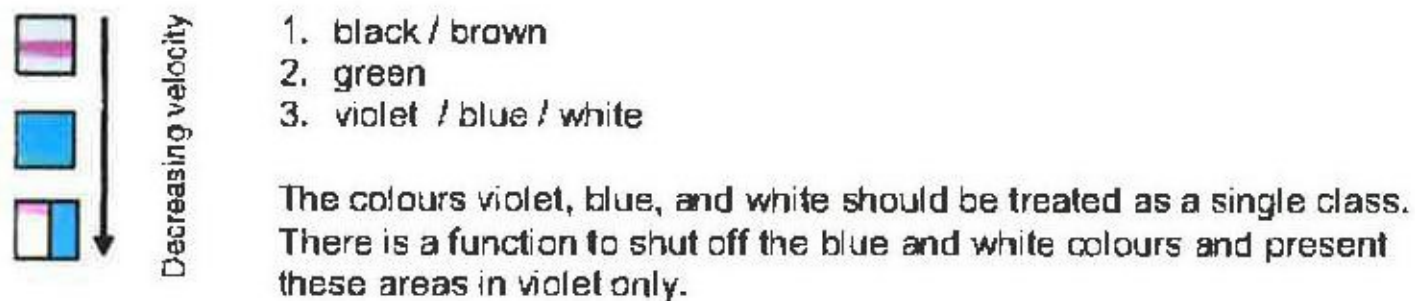
7.13.1. Tomogram colours

To display different acoustic conductivity of wood, the PiCUS program uses set colours, assigning one colour to each point of the tomograph. Areas of high velocity are represented in black or dark brown. Areas of low velocity appear in violet, white or blue, and these are the areas that indicate problems. Green areas mark those sections which could not be classified as being either fast or slow, and these areas must be interpreted together with the overall damage.

The colour scale (black, brown, green, violet, blue, white) ranges from 100% velocity (brown) to the slowest velocity (blue). Colours are switched as specific special trigger levels to show the differences, as shown in the following sketch (not drawn to scale):



There are three main colour groups to be considered:



Warning!

In order to read a tomogram correctly, you need **sound knowledge of trees and their diseases**, and you must be familiar with the **working principles of measuring instruments**. **DO NOT** fell a tree based solely on a tomogram reading. You must first analyse all possible reasons for slow acoustic conductivity, and you will have to apply different investigative methods as needed.

Unfortunately, the results of sonic measurements cannot give information about the exact type of structural loss in a tree. This means a tomogram does not tell us if the violet or blue areas are caused by a cavity, a crack, or by decay – it can only display the levels measured.

Figure 2 Image Colour Representation

Consultant Mr Kim Gifford: Profile

Prior to starting GTS Kim Gifford completed a 4-year apprenticeship in 1972 with the Royal Parks at Hampton Court Palace acquired City and Guilds Horticulture and Arboriculture. In addition to these qualifications Kim Gifford continued his professional development by attending seminars, conferences, studying for the professional diploma and foundation degree in Arboriculture. Further work experience during pre-business period included sub-contracting for Arb. Companies. Work as a lead Arborist for London Borough of Ealing and Arborist in Berlin Germany.

Kim Gifford t/a Gifford Tree Service started trading as a sole trader in 1980 and in 1985 became a partnership. The company specialises in all aspects of Arboriculture. From 2007 Kim Gifford now again, trades as a sole trader in his own right. In 1988 Kim Gifford became an approved contractor with Arboricultural Association after a comprehensive assessment and reassessments in 2002/2007 Kim Gifford served on committees of the Arboricultural Association for 10 years and became the National Chairman of the Arboricultural Association in 2001. Kim Gifford is now an honorary member of the Arboricultural Association.

Kim Gifford personally undertakes Picus sonic decay tests for local authorities and other Arboricultural contractors all over the Southern area of England. Kim Gifford owns the Picus equipment treetesting.com for 17 years and completed over 3000 tests, so he has considerable experience in the analysis of the tomographic images. He provides this service to complement other consultant reports, this is combined with my 48 years' knowledge in Arboriculture.

The whole Picus system has been updated and maintained to the recent Picus manufactures improvements. 2020 Upgraded to Picus 3 & Q74 Expert software plus Resistograph Micro drill IML Resi PD400 Pro software.

Kim Gifford has undertaken many Tree Surveys including Mortgage reports and BS5837 surveys to meet planning authorities' requirements during development proposals plus Tree Preservation applications and planning inspectorate appeal.

Kim Gifford was certificated recently by Lantra training awards with Professional Tree Inspection Certificate 30th November 2013 and Arboricultural Association Certificate BS5837 – Advanced Tree Assessment for Planning 4th May 2016.

Kim Gifford also provides quotations for recommended works, Risk Methods Statements, Health & Safety Policies, Site Specific procedures operation supervision and management services.